



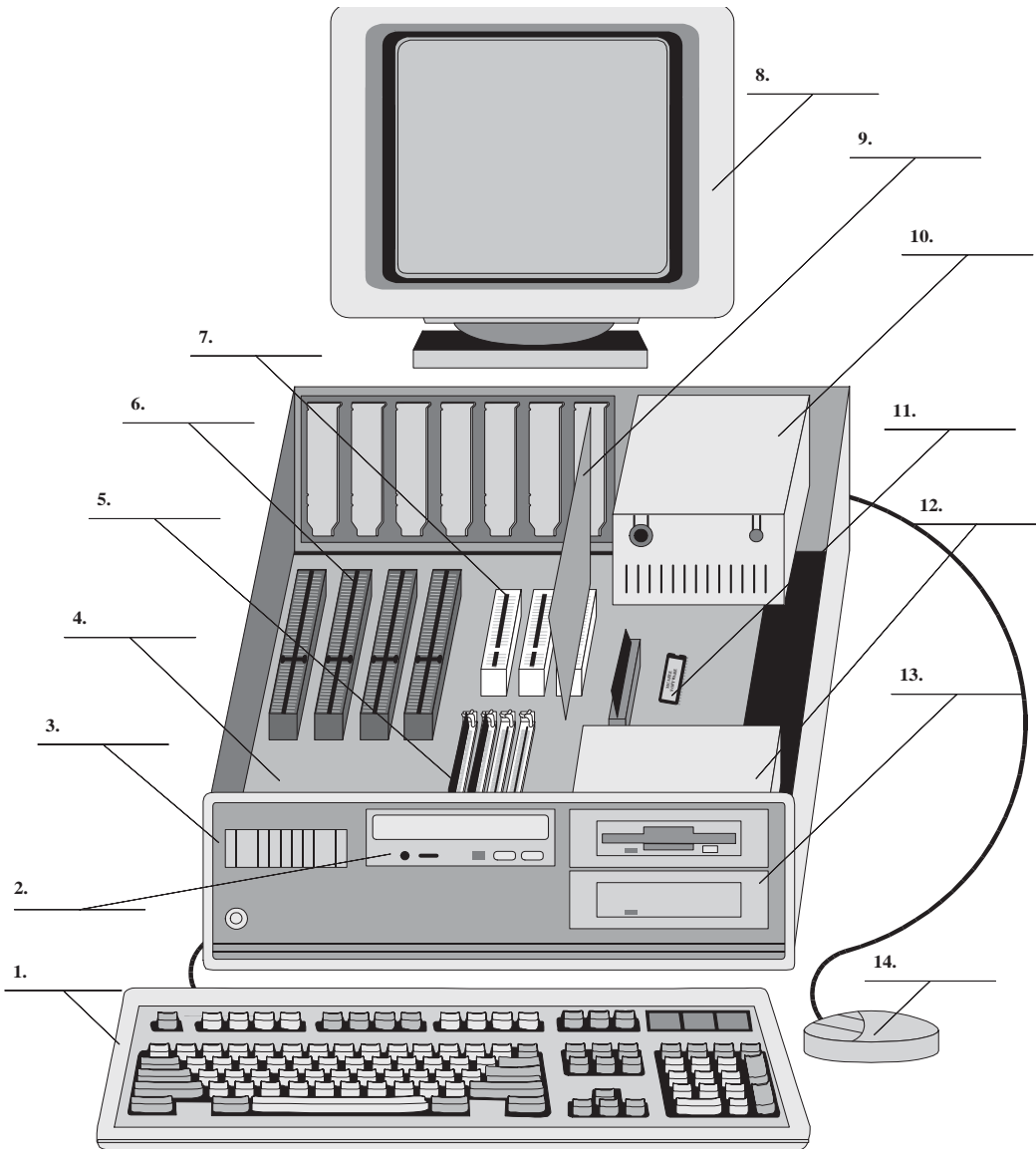
Name _____

IDENTIFICATION OF DESKTOP COMPUTER PARTS PAPER EXERCISE

Objective: To identify various computer parts correctly

Identify each computer part shown in Introduction Exercise Figure #1.

INTRODUCTION EXERCISE – FIGURE #1





Name _____

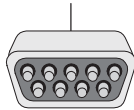
IDENTIFICATION OF COMPUTER PORTS PAPER EXERCISE

Objective: To identify various computer ports correctly

Identify the specific ports shown in Exercise Figure #3.

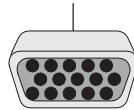
INTRODUCTION EXERCISE – FIGURE #3

9-PIN MALE



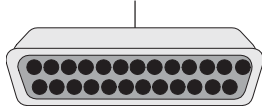
(1) _____ Port

15-PIN FEMALE



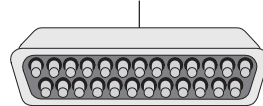
(2) _____ Port

25-PIN FEMALE



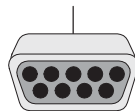
(3) _____ Port

25-PIN MALE



(4) _____ Port

9-PIN FEMALE



(5) _____ Port

5-PIN DIN



(6) _____ Port

6-PIN Mini-DIN



(7) _____ Port



Name _____

PORT IDENTIFICATION EXERCISE

Objective: To identify various computer ports correctly

Parts: Computer ports, either built into a specific computer or as separate adapters

1. Contact your instructor for a computer on which to work or to obtain adapters.
2. Identify the computer port(s) given to you by the instructor. Using Introduction Exercise Table #1, fill in the connector type, number of pins, and port type.

INTRODUCTION EXERCISE – TABLE #1

Connector Type (D-Shell, DIN, etc.)	Number of Pins	Port Type (Video, Parallel, Serial, etc.)
1.		
2.		
3.		
4.		
5.		
6.		
7.		
8.		
9.		
10.		